

South Kingstown		Budget to Actual 1									
Fiscal Year	A	B	C	D	E	F	G	H	I	J	
	2017	2018	2019	2019	2019	2019	2020	2021	2022	2023	
1a	70,398	71,829	-	70,162	43,271	73,701	-	-	-	-	
1b	-	-	-	3,320	-	-	-	-	-	-	
2	-	-	-	-	-	-	-	-	-	-	
3	260	399	-	411	422	432	-	-	-	-	
4	23	235	-	-	99	(200)	-	-	-	-	
5	-	28	-	8	-	-	-	-	-	-	
6	99.2%	99.0%	0.0%	98.7%	98.1%	98.9%	0.0%	0.0%	0.0%	0.0%	
	Audited Actual**	Audited Actual**	Budget	Amended Budget	Actual	Projected	Year 2 Forecast	Year 3 Forecast	Year 4 Forecast	Year 5 Forecast	
	Total MTPA*	Total MTPA*	Total MTPA*	Total MTPA*	Total MTPA*	Total MTPA*	Total MTPA*	Total MTPA*	Total MTPA*	Total MTPA*	
7	71,014	72,132	-	73,799	43,309	74,016	-	-	-	-	
8	4,531	4,692	-	4,582	2,874	4,873	-	-	-	-	
9	16	8	-	43	25	43	-	-	-	-	
10	2,543	2,955	-	3,168	2,043	3,838	-	-	-	-	
11	-	-	-	-	-	-	-	-	-	-	
12	-	-	-	-	-	-	-	-	-	-	
13	78,104	79,786	-	81,591	48,251	82,769	-	-	-	-	
14	1,055	1,057	-	1,289	603	1,294	-	-	-	-	
15	11,522	11,478	-	12,485	5,878	12,062	-	-	-	-	
16	1,090	1,175	-	991	450	1,134	-	-	-	-	
17	2,169	2,355	-	2,496	1,163	2,442	-	-	-	-	
18	1,978	1,963	-	1,242	690	1,253	-	-	-	-	
19	792	770	-	1,700	799	1,647	-	-	-	-	
20	874	983	-	902	-	863	-	-	-	-	
21	4,436	4,624	-	5,179	2,523	4,869	-	-	-	-	
22	51,387	52,415	-	53,953	15,606	53,953	-	-	-	-	
23	741	776	-	1,040	351	1,040	-	-	-	-	
24	1,227	1,195	-	1,134	172	1,134	-	-	-	-	
25	76,216	77,733	-	81,121	27,633	80,395	-	-	-	-	
26	2,137	2,378	-	1,852	1,533	1,890	-	-	-	-	
27	806	732	-	(93)	-	1,778	-	-	-	-	
28	-	-	-	705	-	705	-	-	-	-	
29	134	-	-	-	-	-	-	-	-	-	
30	-	-	-	-	-	-	-	-	-	-	
31	13,696	14,636	-	-	-	-	-	-	-	-	
32	11	5	-	-	-	-	-	-	-	-	
33	611	697	-	-	-	-	-	-	-	-	
34	3,307	3,742	-	-	-	-	-	-	-	-	
35	-	-	-	-	-	-	-	-	-	-	
36	10,707	11,166	-	-	-	-	-	-	-	-	
37	-	-	-	-	-	-	-	-	-	-	

*Total MTPA or Total Municipal Transparency Amount, is the financial activity for all reportable funds and is available for all reporting periods. For schools this reflects all funds of the school department excluding internal service and fiduciary funds, while for municipalities this includes financial statement general fund and some other funds such as special revenue, enterprise, and debt service. Inclusion and or exclusion of funds is based on Municipal Transparency Portal Implementation Guidance. In general, excluded funds from municipal reporting are fiduciary, capital project, internal service, water, sewer, and storm water. Some Funds may be added or removed from one year to the next.

**The amounts reported in the columns with the headings marked Audited Actual (A,B) are derived from annual audit reports

***Fund balance classifications (rows 32 and 33) may include net position if Enterprise Fund activity is reported prior to FY19.

^ This Transparency Report is required under RI General Law 45-12-22.2 (d) to be signed and posted to the Municipality's website. Any missing data from any of the columns is due to this information not being currently available, the Municipality/School District failing to report in a prior period, or the information is not applicable.

^^ The data found in this report has been summarized for the purposes of display. The raw data which includes department level information along with visualization tools, definitions, as well as a listing of definition and coding changes between years can be found by going to <http://www.municipalfinance.ri.gov/> and clicking on Municipal Transparency Portal tab. The Audited Actual information is derived from the MTP-2 report that can be found in the Municipality/Regional School District's corresponding fiscal year audit report under supplementary information. The details on which Funds are included in Total MTPA are provided in the Annual Supplemental Transparency Report (MTP2) and Combining Schedules of Reportable Government Services with Reconciliation to MTP2, which can be found in the annual audit reports.

^^ Report in thousands

South Kingstown school district										
Budget to Actual 1										
Fiscal Year	A	B	C	D	E	F	G	H	I	J
	2017	2018	2019	2019	2019	2019	2020	2021	2022	2023
1a Levy subject to § 44-5-2										
1b Motor Vehicle Levy										
2 PILOT and Tax Treaties (included in levy)										
3 PILOT and Tax Treaties (excluded from levy)										
4 Adjustments to Current Year Levy										
5 Adjustments to Prior Year's Levy										
6 Current Year Collection Rate										
	Audited Actual**	Audited Actual**	Budget	Amended Budget	Actual ¹	Projected	Year 2 Forecast	Year 3 Forecast	Year 4 Forecast	Year 5 Forecast
	Total MTPA*	Total MTPA*	Total MTPA*	Total MTPA*	Total MTPA*	Total MTPA*	Total MTPA*	Total MTPA*	Total MTPA*	Total MTPA*
7 Property Tax	-	-	-	-	-	-	-	-	-	-
8 Local Non-Property Tax Revenues	89	70	-	100	15	100	-	-	-	-
9 Federal Aid	2,444	2,169	-	2,432	563	2,432	-	-	-	-
10 State Aid	7,351	6,849	-	6,170	2,886	6,215	-	-	-	-
11 Other Revenue	665	673	-	739	189	741	-	-	-	-
12 Municipal Education Appropriation	51,387	52,415	-	53,953	15,606	53,953	-	-	-	-
13 Total Revenue	61,936	62,176	-	63,394	19,259	63,442	-	-	-	-
14 Financing Sources	-	-	-	-	-	-	-	-	-	-
15 Compensation	34,623	33,827	-	34,680	14,175	34,998	-	-	-	-
16 Overtime	53	59	-	45	24	45	-	-	-	-
17 Health Insurance	6,228	6,086	-	6,247	2,789	6,324	-	-	-	-
18 Other Benefits	3,349	3,282	-	3,416	1,699	3,448	-	-	-	-
19 Pension	4,313	4,280	-	4,516	1,829	4,561	-	-	-	-
20 OPEB	175	702	-	741	221	673	-	-	-	-
21 Operations	12,772	13,994	-	14,625	11,530	14,232	-	-	-	-
22 Municipal Education Appropriation	-	-	-	-	-	-	-	-	-	-
23 Municipal Debt Service	-	-	-	-	-	-	-	-	-	-
24 School Debt Service	-	-	-	-	-	-	-	-	-	-
25 Total Expenditures	61,513	62,231	-	64,269	32,267	64,282	-	-	-	-
26 Financing Uses	429	148	-	-	-	-	-	-	-	-
27 Net Change (row 13+14-25-26)	(7)	(203)	-	(875)	(840)	(840)	-	-	-	-
28 Appropriated Fund Balance	-	-	-	875	-	875	-	-	-	-
29 Prior Period Adjustments - MIP Non-audit	(19)	-	-	-	-	-	-	-	-	-
30 Prior Period Adjustments - Audit	-	-	-	-	-	-	-	-	-	-
31 Total Prior Period Fund Balance (Rows 29 to 30)	3,572	3,547	-	-	-	-	-	-	-	-
32 Non-spendable***	52	8	-	-	-	-	-	-	-	-
33 Restricted***	-	-	-	-	-	-	-	-	-	-
34 Committed	3,496	3,336	-	-	-	-	-	-	-	-
35 Assigned	-	-	-	-	-	-	-	-	-	-
36 Unassigned	-	-	-	-	-	-	-	-	-	-
37 Enterprise Fund Net Position	-	-	-	-	-	-	-	-	-	-

*Total MTPA or Total Municipal Transparency Amount, is the financial activity for all reportable funds and is available for all reporting periods. For schools this reflects all funds of the school department excluding internal service and fiduciary funds, while for municipalities this includes financial statement general fund and some other funds such as special revenue, enterprise, and debt service. Inclusion and/or exclusion of funds is based on Municipal Transparency Portal Implementation Guidance. In general, excluded funds from municipal reporting are fiduciary, capital project, internal service, water, sewer, and storm water. Some Funds may be added or removed from one year to the next.

**The amounts reported in the columns with the headings marked Audited Actual (A,B) are derived from annual audit reports

***Fund balance classifications (rows 32 and 33) may include net position if Enterprise Fund activity is reported prior to FY19.

^ This Transparency Report is required under RI General Law 45-12-22.2 (d) to be signed and posted to the Municipality's website. Any missing data from any of the columns is due to this information not being currently available, the Municipality/School District failing to report in a prior period, or the information is not applicable.

^^ The data found in this report has been summarized for the purposes of display. The raw data which includes department level information along with visualization tools, definitions, as well as a listing of definition and coding changes between years can be found by going to <http://www.municipalfinance.ri.gov/> and clicking on Municipal Transparency Portal tab. The Audited Actual information is derived from the MTP-2 report that can be found in the Municipality/Regional School District's corresponding fiscal year audit report under supplementary information. The details on which Funds are included in Total MTPA are provided in the Annual Supplemental Transparency Report (MTP2) and Combining Schedules of Reportable Government Services with Reconciliation to MTP2, which can be found in the annual audit reports.

^^ Report in thousands

All columns on pages 1 and 2, except for A and B, are based on the municipality's or school district's most currently available information at the time of submission and are unaudited; the financial information in these columns are subject to change.


This report may encompass the following reporting periods:

- o Adopted Budget Survey (§ 44-35-10 (b)) due within 30 days of final action on budget by Municipality/Regional School District
- o 5 Year Forecast (§ 44-35-10 (c)) due within 30 days of final action on budget by Municipality/Regional School District
- o Budget to Actual (§ 45-12-22.2 (b)) due 25 days after fiscal quarters 2, 3, and 4
- o Municipal Data Report (§ 45-12-22.2 (c)) due prior to finalization of Municipal/Regional School District audit (included in final audit as supplementary information).




Municipal Chief Executive Officer

3/14/19
Date




Municipal Chief Financial Officer

3/14/2019
Date



Superintendent of Schools

3/19/19
Date



School Business Manager

3/14/19
Date